

MEGA

NONOGRAMM

20 PUZZLE
LARGE SIZE
DIN A3



This attractive puzzle can be a challenge. The clues help you to create pixel-art pictures in size DIN A3. This folder contains 20 puzzles.

Rules

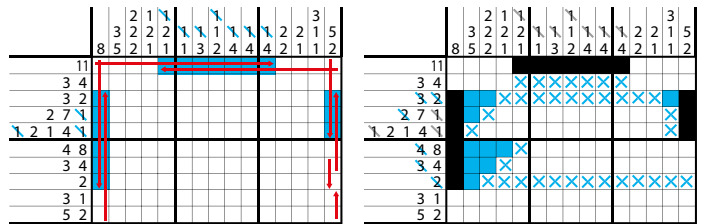
Each puzzle consists of a blank grid with clues on the left of every row and on the top of every column. The object is to reveal a hidden picture by painting blocks in each row and column so their length and sequence correspond to the clues, and there is at least one empty square between adjacent blocks.

Tip

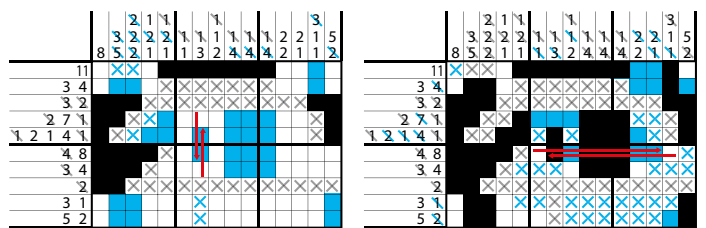
Start with the longest blocks.

Example


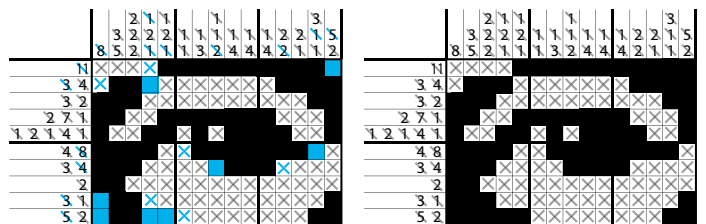
- Start with the longest block (top row). Count 11 squares from left to right and 11 squares from right to left. You can fill in the 7 squares that are overlapping. Look for more overlaps. If there is more than one clue per row or column you have to add 1 square per gap. Check off solved clues.



- Check painted squares with clues, complete definitive blocks and mark empty squares with X.



- Repeat this process alternately in rows and columns and find more overlaps.



www.nonogramm.ch

MEGA NONOGRAMM 02 ISBN 978-3-906238-51-7

Küng Verlags AG, Stockerstrasse 44, CH-8002 Zürich,
Tel. +41 43 243 04 40, kueng@raetsel.ch, raetsel.ch

COPYRIGHT DER RÄTSEL: Conceptis Puzzles, conceptispuzzles.com

